



Economic Impact Report 4th Quarter 2025

Prepared for the ACCA Economic Impact Committee

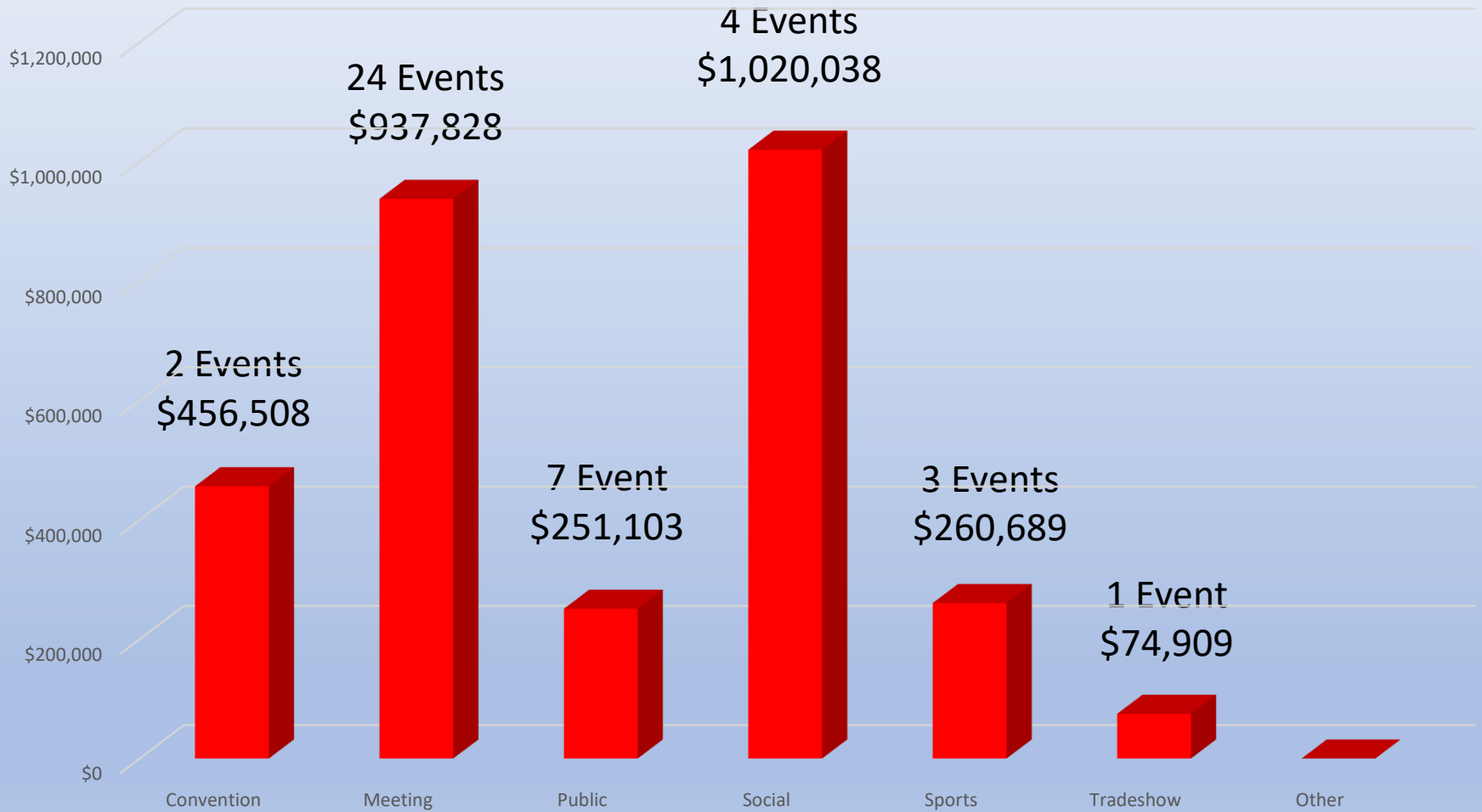
Mission Statement:

“The mission of the ACCA Economic Impact Committee is to receive and review information from outside independent sources related to the event driven economic activity at the Albany Capital Center impacting new Direct Spending, Employment, and State and Local Taxes to the city, county and region. The committee reports economic impact and makes recommendations to the full ACCA Board, including annually a determination regarding the Operator Quantitative Incentive Fee”

Reporting Methodology

- Booking Reports are received from the Capital Center.
- The information contained herein originates with many sources. Data from hotels, ASM (formerly SMG) and each event organizer. This information is independently collected, reviewed and presented by Discover Albany.
- Collected data for each event is inputted into the Destinations International's (DI) Economic Impact Calculator, an industry standard analysis tool.
- Using the report generated through the EIC Calculator we present data such as direct spending, taxes and jobs generated by event type.
- The EIC Report output “Business Sales (Direct)” is the sum of visitor, meeting planner, and exhibitor spending. This is the figure most often cited as the “impact” of an event.

2025 Q4



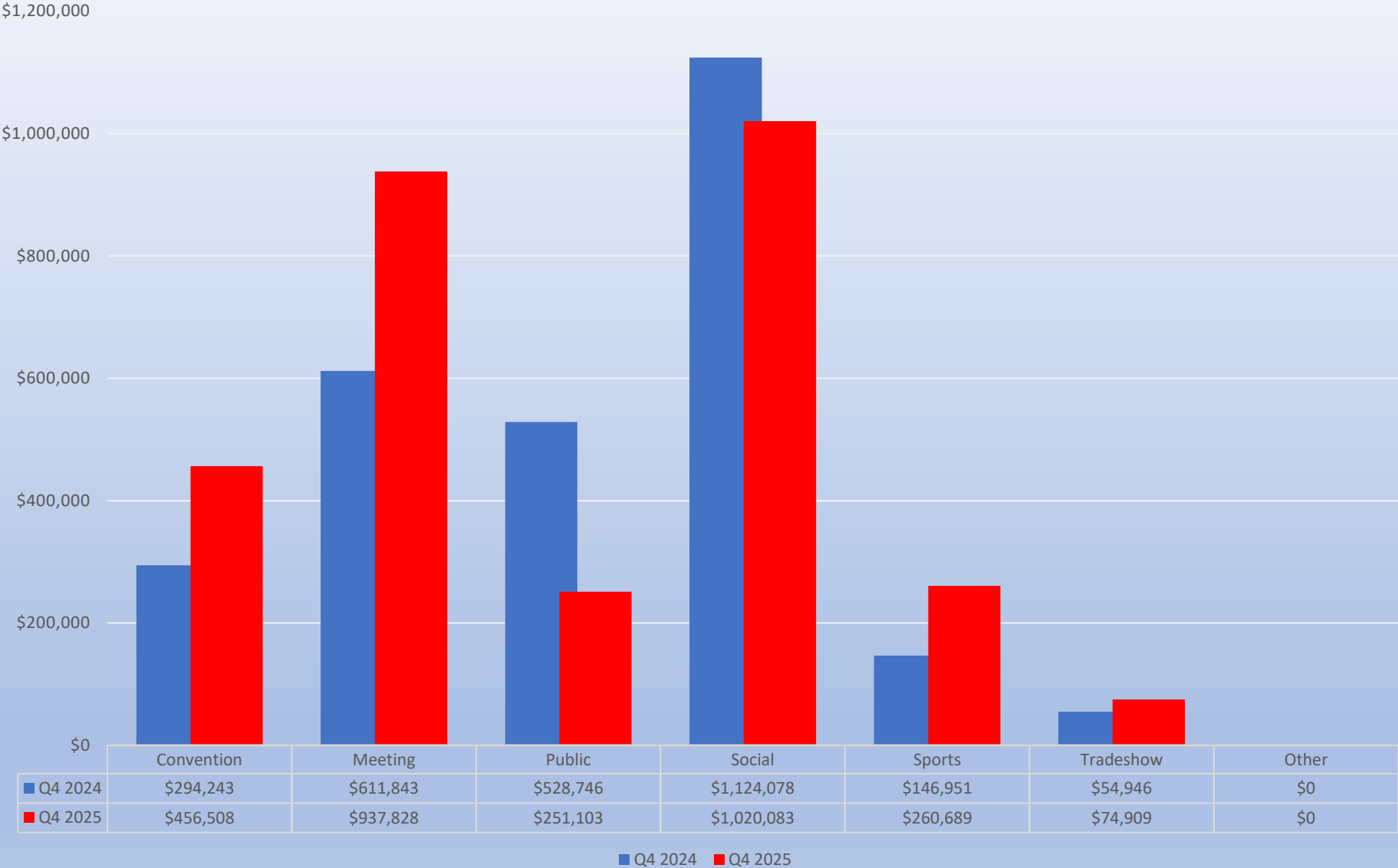
Q4 '25 Highlights

Notable Bookings:

- Regeneron Holiday Party
- NYSEIA Solar Summit
- NYS Society of Physician Assistants

Skillful Placement of a Christian group over a Jewish Holiday maximizing usage.

Q4 2024 vs Q4 2025



Fourth Quarter 2025 Economic Indicators Growth and Performance Totals

Total Spending: **\$3,001,120**

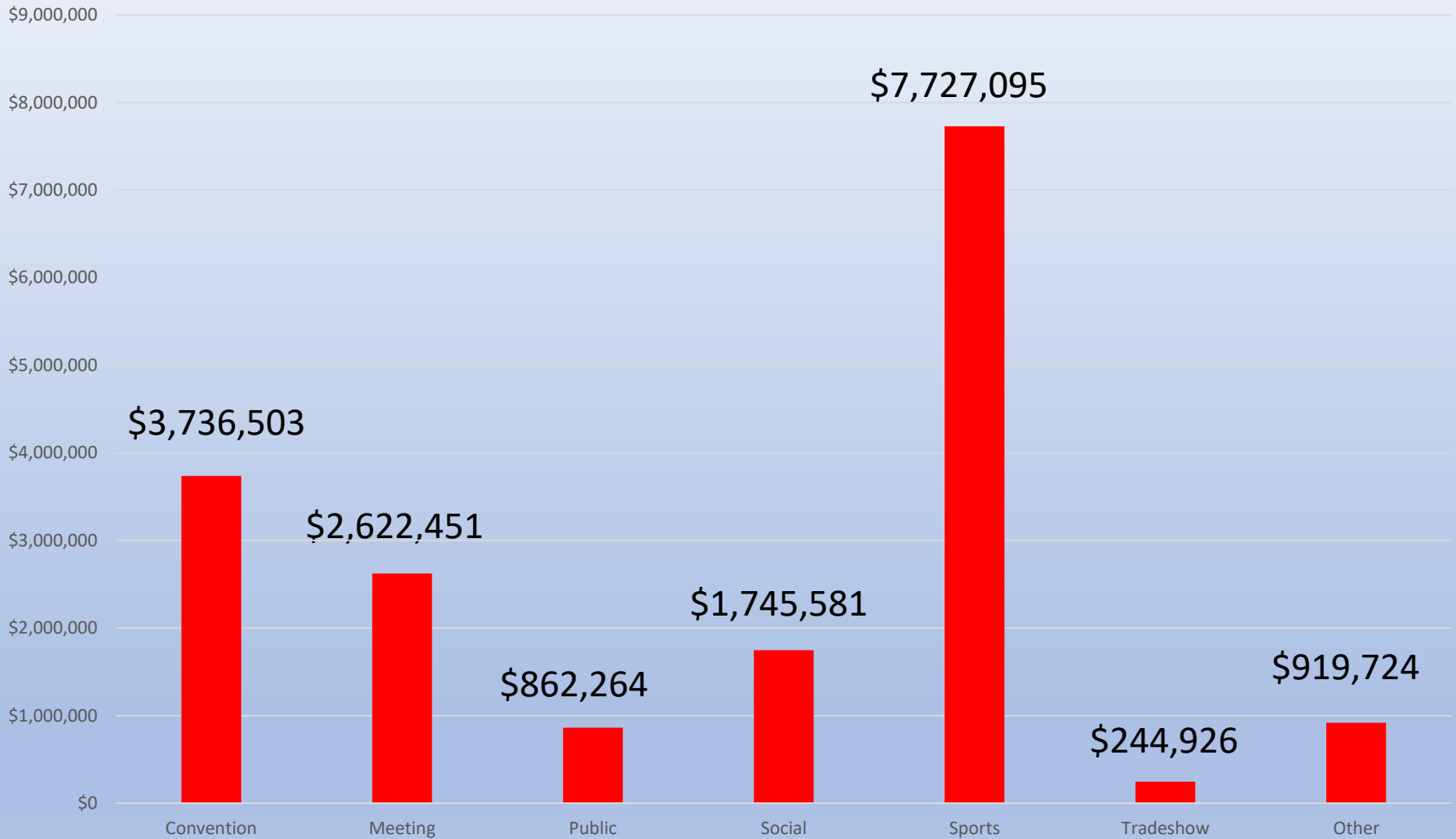
Total Sales Tax: **\$227,829**

- State Sales Tax: **\$104,520**
- County Sales Tax: **\$123,545**

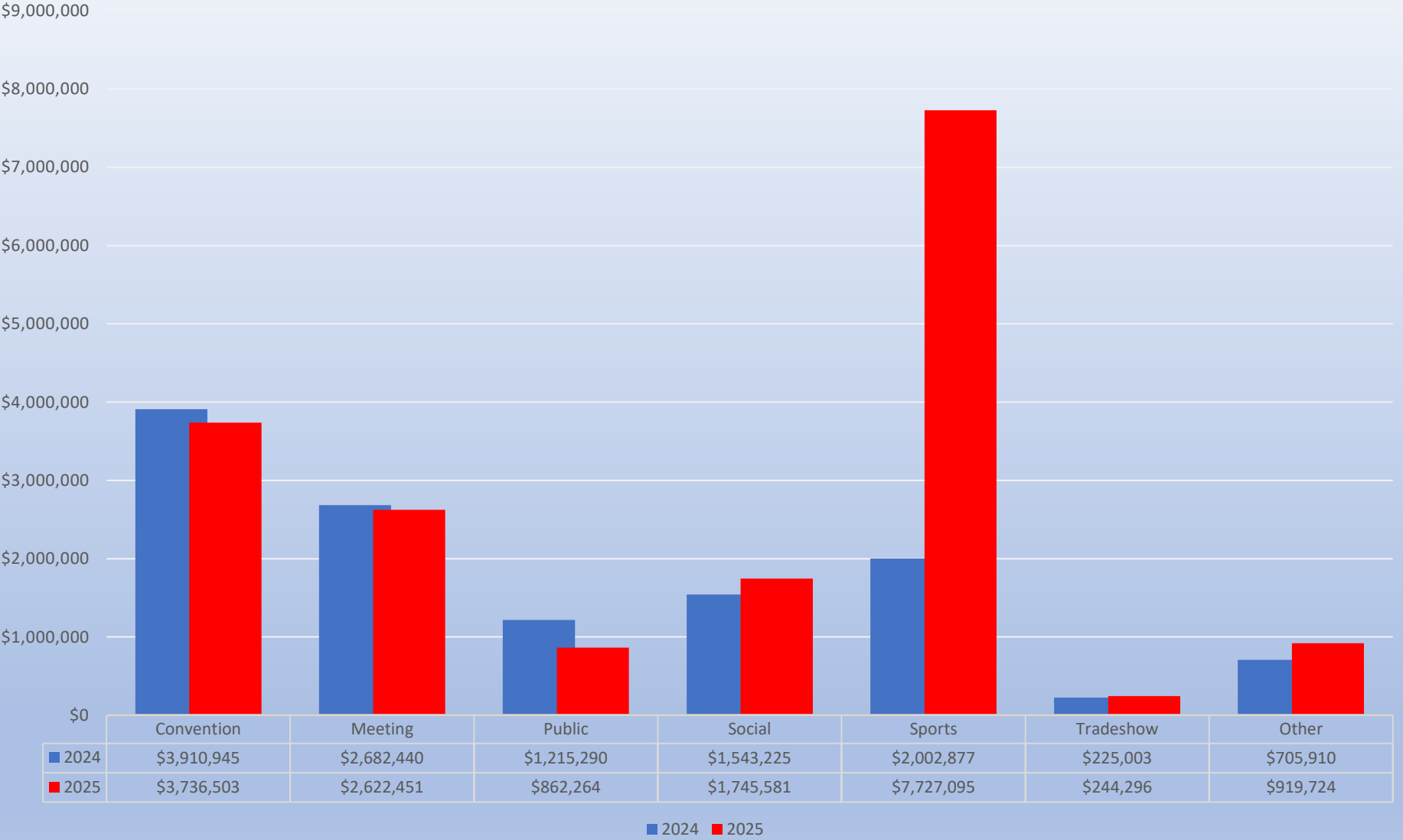
Post Event:

- Total Visitors Generated: **22,804**
- Total Hotel Rooms Generated: **1,934**
- Total Events: **41**
- Full Time equivalent Jobs supported by Capital Center Activity: **43**

2025 YTD Revenue by Category



2024 Totals V 2025 Totals



Economic Indicators

Growth and Performance Totals:

March 1st, 2017- Dec 31, 2025*

Total Spending: **\$109,873,752**

Total Sales Tax: **\$11,833,159**

- State Sales Tax: **\$5,588,964**
- County Sales Tax: **\$6,244,195**

Post Event:

- Total Visitors Generated: **711,795**
- Total Hotel Rooms Generated: **152,297**
- Total Events: **1,306**
- Full Time equivalent Jobs supported by Capital Center Activity: **28,559**

*Life of the building

